

Scaled data based on original data using  
LM-79-08 Approved Method: Electrical and Photometric Measurements of Solid-  
State Lighting Products

Test Report Prepared for  
Cooper Lighting Solutions  
(formerly Eaton)

Brand: McGRAW-EDISON

Report Number: P386679

Luminaire Tested: **GWC-SA2B-760-U-T3**

Issue Date: 3/3/2020

**Test Information**

Test Method: LM-79-08  
Report Number: P386679  
TEST IS SCALED FROM IESNA LM-79-08 TEST DATA (G2-1903-205-14)  
Test Lab: INNOVATION CENTER  
Issue Date: 3/3/2020  
Manufacturer: COOPER LIGHTING SOLUTIONS (FORMERLY EATON)  
Product Line: MCGRAW-EDISON  
Catalog Number: GWC-SA2B-760-U-T3  
Description: GALLEON WALL LUMINAIRE  
(2) 70 CRI, 5700K, 800mA LIGHTSQUARES WITH 16 LEDS EACH AND TYPE III OPTICS  
Light Source: -  
Ballast/Driver: ELECTRONIC DRIVER

**Summary**

Lumens per Lamp: N/A  
Luminaire Lumens: 11929 lumens  
Efficiency: N/A  
Efficacy: 138.7 lumens/watt  
Luminous Opening: Rectangular (W 1' x L: 0.5' x H: 0')  
IES Classification: Type III - Short  
BUG Rating: B2 - U0 - G2

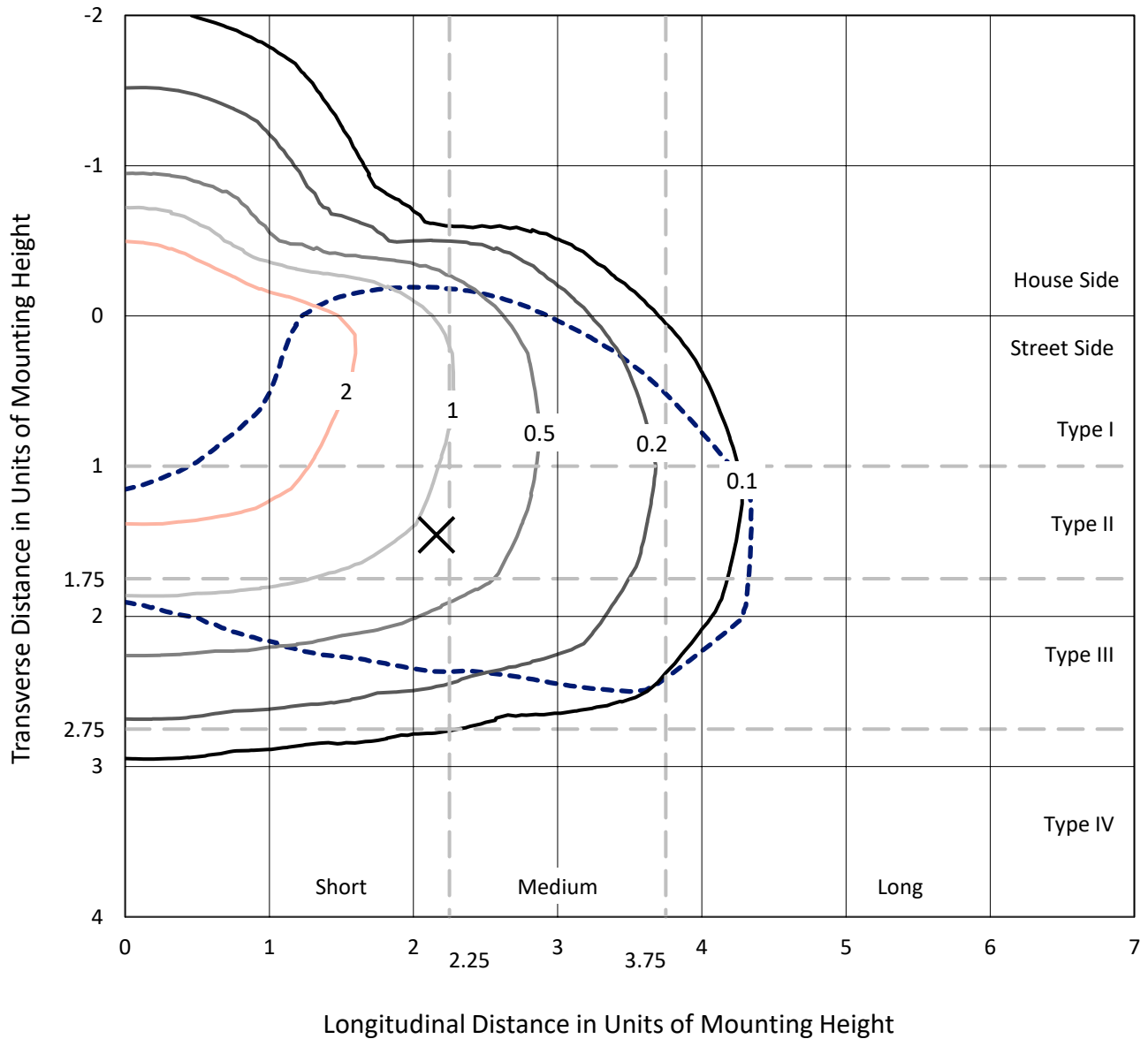
Input Watts (W): 86  
Input Voltage (V): NR  
Input Current (A<sub>in</sub>): NR  
Voltage Rise (V): NR  
Power Factor: NR  
Total Harmonic Distortion (THDi): NR  
Frequency (hertz): 60  
Stabilization Time: NR  
Operation Time: NR  
Ambient Temperature (°C): NR  
Test Distance: 24 FT



REPORT NUMBER: P386679  
 CATALOG NUMBER: GWC-SA2B-760-U-T3

### Iso-Footcandle Lines of Horizontal Illumination

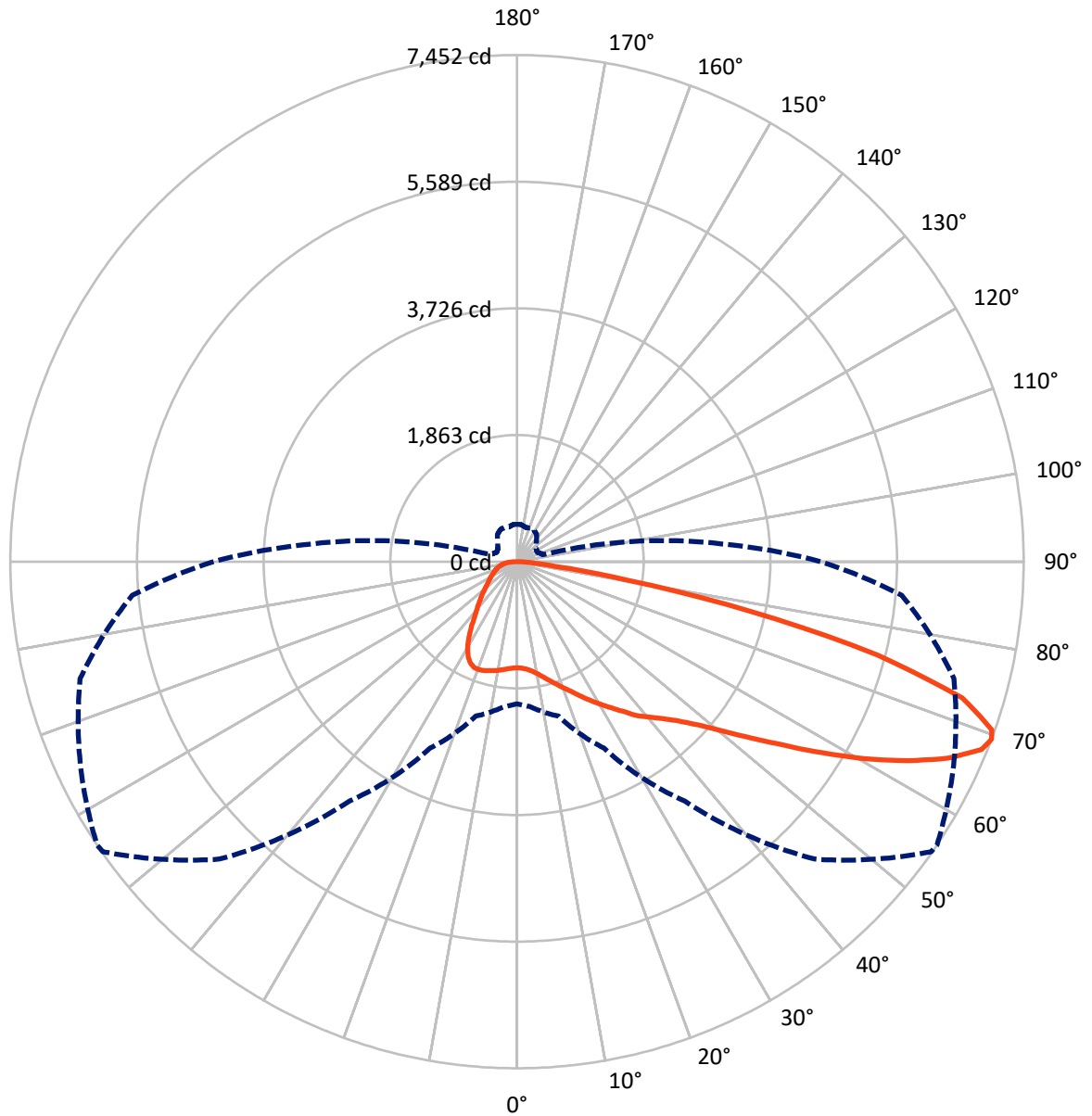
✕ Max cd  
 - - - 1/2 Max cd



Based on 20 foot mounting height. Maximum calculated value = 4.2 fc  
 Type III - Short - N/A

REPORT NUMBER: P386679  
CATALOG NUMBER: GWC-SA2B-760-U-T3

### Luminous Intensity Polar Plot



— Vertical Plane Through 56-Deg Lateral    - - - Horizontal Cone Through 69-Deg Vertical

REPORT NUMBER: P386679

CATALOG NUMBER: GWC-SA2B-760-U-T3

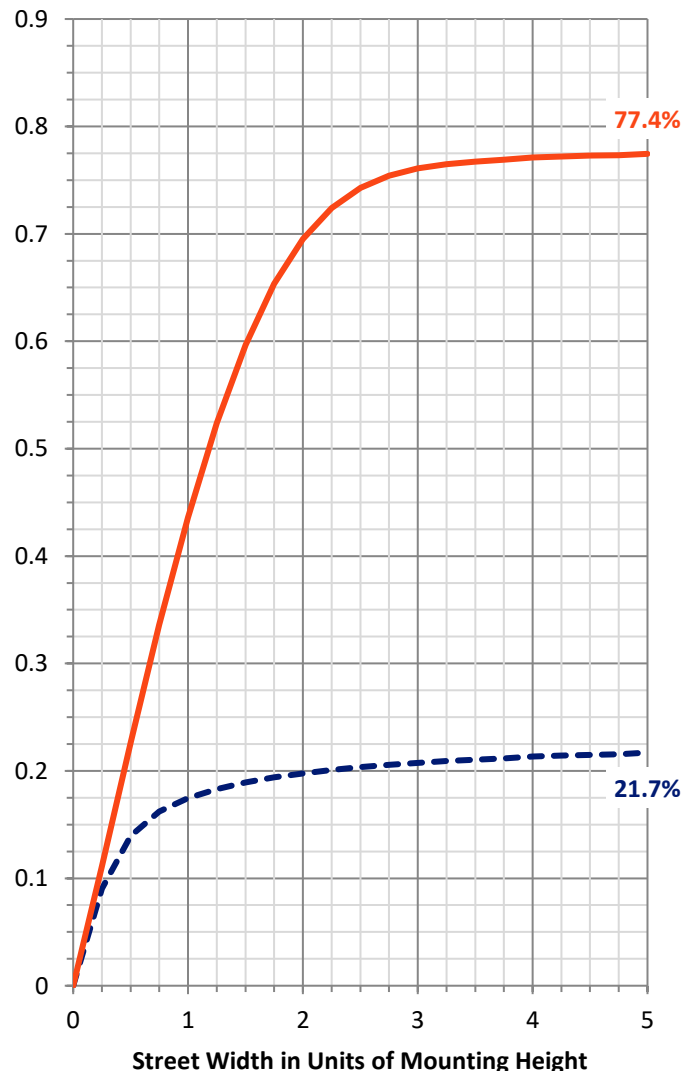
**FLUX DISTRIBUTION:**

		Downward	Upward	Total
<b>House Side</b>	Lumens	2656.6	0.0	2656.6
	% Fixture	22.3	0.0	22.3
<b>Street Side</b>	Lumens	9272.4	0.0	9272.4
	% Fixture	77.7	0.0	77.7
<b>Total</b>	Lumens	11929.0	0.0	11929.0
	% Fixture	100.0	0.0	100.0

**Coefficient of Utilization**

**ZONAL LUMENS:**

Zone	Lumens	% Fixture
0°-10°	153.2	1.3
10°-20°	492.5	4.1
20°-30°	859.8	7.2
30°-40°	1235.1	10.4
40°-50°	1709.2	14.3
50°-60°	2504.3	21.0
60°-70°	3053.2	25.6
70°-80°	1688.0	14.2
80°-90°	233.8	2.0
90°-100°	0.0	0.0
100°-110°	0.0	0.0
110°-120°	0.0	0.0
120°-130°	0.0	0.0
130°-140°	0.0	0.0
140°-150°	0.0	0.0
150°-160°	0.0	0.0
160°-170°	0.0	0.0
170°-180°	0.0	0.0
0°-90°	11929.0	100.0
0°-180°	11929.0	100.0



REPORT NUMBER: P386679

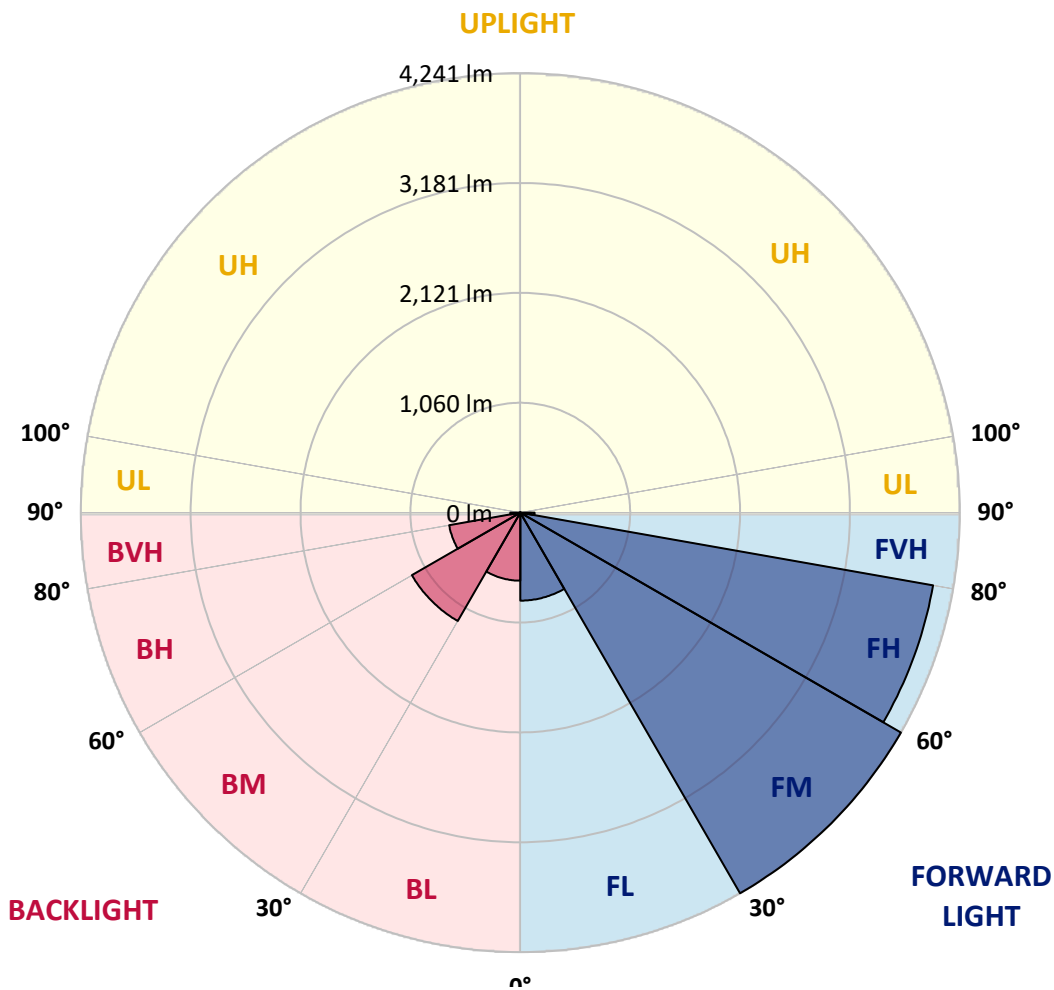
CATALOG NUMBER: GWC-SA2B-760-U-T3

**LUMINAIRE CLASSIFICATION SYSTEM LUMEN TABLE AND BUG RATING:**

Zone	Lumens	% Fixture	Zone Rating/Lumen Limit		
			B	U	G
FL (0°-30°)	849.0	7.1			
FM (30°-60°)	4241.2	35.6			
FH (60°-80°)	4044.5	33.9			G2/5000
FVH (80°-90°)	137.7	1.2			G2/225
BL (0°-30°)	656.5	5.5	B2/1000		
BM (30°-60°)	1207.3	10.1	B2/2500		
BH (60°-80°)	696.6	5.8	B2/1000		G2/1000
BVH (80°-90°)	96.1	0.8			G1/100
UL (90°-100°)	0.0	0.0		U0/0	
UH (100°-180°)	0.0	0.0		U0/0	

**BUG Rating: B2-U0-G2**

Type III Short





REPORT NUMBER: P386679

CATALOG NUMBER: GWC-SA2B-760-U-T3

**CANDELA DISTRIBUTION (FULL):**

	0°	5°	15°	25°	35°	45°	55°	56°	65°	75°	85°
0°	1559.5	1559.5	1559.5	1559.5	1559.5	1559.5	1559.5	1559.5	1559.5	1559.5	1559.5
2.5°	1569.4	1571.0	1569.8	1573.1	1569.4	1571.9	1569.8	1569.8	1568.6	1564.9	1560.8
5°	1594.1	1597.3	1595.3	1598.6	1594.1	1594.9	1591.2	1591.2	1587.5	1579.7	1571.5
7.5°	1632.7	1636.4	1634.7	1638.0	1631.9	1631.9	1626.9	1626.5	1619.1	1606.4	1596.9
10°	1678.7	1683.6	1682.0	1686.9	1682.0	1683.6	1678.7	1678.7	1668.8	1650.8	1638.8
12.5°	1745.7	1751.9	1747.3	1746.9	1744.9	1748.2	1744.1	1743.2	1734.2	1709.5	1693.1
15°	1835.3	1841.9	1832.4	1831.6	1820.1	1818.8	1818.8	1817.6	1811.9	1782.3	1755.1
17.5°	1938.4	1940.5	1932.3	1919.1	1904.3	1894.9	1893.6	1896.9	1896.9	1862.4	1819.3
20°	2039.5	2043.2	2036.6	2021.9	2002.9	1989.0	1979.1	1985.7	1985.3	1944.2	1883.0
22.5°	2149.7	2158.3	2148.4	2129.5	2107.3	2091.7	2074.5	2080.2	2080.6	2030.1	1945.4
25°	2292.3	2284.4	2278.3	2251.6	2219.9	2203.9	2187.9	2193.6	2192.0	2122.5	2009.9
27.5°	2418.4	2420.1	2411.8	2383.5	2346.9	2311.6	2310.7	2314.4	2308.3	2218.7	2070.8
30°	2565.1	2565.9	2554.4	2529.0	2489.1	2443.5	2432.8	2439.0	2425.8	2309.9	2134.9
32.5°	2711.0	2715.1	2702.4	2671.6	2639.5	2584.0	2562.7	2566.8	2533.9	2403.2	2201.0
35°	2838.8	2844.6	2840.5	2819.9	2785.0	2737.3	2711.8	2709.4	2668.7	2517.5	2288.6
37.5°	2969.1	2974.4	2969.9	2952.6	2938.7	2888.1	2874.6	2874.6	2803.9	2634.2	2399.9
40°	3103.0	3111.3	3105.9	3082.1	3070.2	3047.2	3014.7	3006.9	2930.5	2774.3	2581.6
42.5°	3227.6	3238.2	3259.6	3245.6	3221.4	3224.7	3159.3	3155.2	3099.3	2981.4	2809.6
45°	3404.3	3419.9	3456.0	3445.4	3440.4	3422.4	3344.7	3341.0	3319.6	3260.0	3092.8
47.5°	3597.0	3618.4	3683.7	3685.8	3738.8	3704.7	3599.1	3586.3	3591.3	3593.7	3438.4
50°	3774.5	3798.0	3905.2	3955.8	4080.7	4088.1	3919.2	3907.7	3927.0	3983.7	3841.1
52.5°	3916.3	3945.9	4079.9	4236.0	4450.1	4510.9	4313.3	4304.7	4319.0	4416.8	4296.4
55°	4020.3	4052.3	4198.2	4482.6	4824.5	4931.8	4767.0	4758.7	4767.8	4892.3	4791.6
57.5°	4044.5	4052.3	4264.0	4648.6	5140.5	5398.2	5322.2	5305.7	5261.3	5369.8	5338.2
60°	3930.7	3961.9	4209.7	4707.0	5385.0	5858.0	5902.4	5881.9	5757.3	5846.1	5820.6
62.5°	3699.7	3755.6	4007.1	4618.2	5480.8	6233.6	6471.6	6446.9	6232.4	6289.9	6167.5
65°	3322.5	3346.3	3610.6	4312.0	5359.1	6474.0	6979.1	6966.8	6696.8	6606.8	6231.6
67.5°	2647.7	2692.5	2916.9	3672.2	4861.5	6445.7	7371.5	7370.3	7000.0	6724.3	6004.3
69°	2091.7	2138.1	2351.8	3025.0	4301.8	6186.4	7437.3	7451.7	7085.5	6652.8	5679.7
70°	1667.6	1721.4	1868.2	2547.9	3804.9	5844.5	7382.6	7408.5	7069.1	6534.9	5380.1
72.5°	709.7	753.3	857.6	1313.4	2319.0	4364.2	6750.2	6848.0	6688.1	5980.9	4446.4
75°	309.9	323.4	370.7	535.5	1029.4	2375.3	5288.0	5468.9	5718.7	5055.4	3312.2
77.5°	226.8	232.6	258.5	314.4	461.9	897.1	3400.6	3505.8	4124.2	3678.8	2031.7
80°	175.5	179.6	199.7	231.0	301.6	362.9	1550.9	1641.3	2319.0	1889.5	846.1
82.5°	139.7	142.6	156.6	170.1	208.3	219.9	514.9	571.2	856.0	521.9	224.0
85°	129.9	133.1	138.1	124.1	133.6	129.0	222.7	233.0	258.5	205.1	93.7
87.5°	58.8	69.4	136.8	96.6	71.1	56.7	91.2	95.3	107.3	107.7	41.5
90°	0.0	0.0	0.0	0.0	0.0	0.0	0.0	0.0	0.0	0.0	0.0



REPORT NUMBER: P386679  
 CATALOG NUMBER: GWC-SA2B-760-U-T3

**CANDELA DISTRIBUTION (continued):**

	90°	95°	105°	115°	125°	135°	145°	155°	165°	175°	180°
0°	1559.5	1559.5	1559.5	1559.5	1559.5	1559.5	1559.5	1559.5	1559.5	1559.5	1559.5
2.5°	1563.2	1562.0	1564.1	1559.1	1565.3	1564.9	1562.8	1563.6	1567.8	1567.3	1567.8
5°	1572.7	1571.9	1574.3	1570.6	1578.0	1580.5	1580.9	1584.6	1589.1	1590.4	1590.4
7.5°	1596.5	1596.5	1597.8	1592.8	1597.8	1597.3	1595.3	1599.0	1603.5	1603.9	1603.5
10°	1637.6	1638.0	1636.0	1623.2	1619.1	1608.0	1597.8	1598.2	1603.9	1608.4	1609.7
12.5°	1689.4	1687.8	1678.7	1655.3	1638.0	1615.4	1604.7	1604.3	1610.1	1613.8	1615.0
15°	1748.6	1744.1	1720.6	1682.4	1652.0	1629.8	1612.5	1608.4	1605.2	1601.0	1601.5
17.5°	1804.5	1794.2	1755.1	1702.1	1670.1	1640.5	1607.2	1580.5	1562.0	1551.3	1548.0
20°	1861.2	1841.0	1784.7	1720.6	1679.9	1626.1	1562.0	1507.8	1474.1	1458.4	1455.6
22.5°	1913.0	1880.5	1812.3	1739.9	1672.1	1577.6	1476.9	1398.0	1351.2	1330.2	1331.9
25°	1963.5	1918.3	1841.0	1753.5	1632.7	1492.1	1358.6	1261.6	1207.4	1183.9	1183.1
27.5°	2007.9	1956.5	1872.3	1742.4	1559.1	1370.5	1218.5	1123.9	1078.7	1058.6	1055.3
30°	2058.8	2004.6	1913.8	1700.1	1451.5	1230.0	1081.6	1015.0	983.0	962.8	959.1
32.5°	2120.9	2069.9	1947.9	1623.2	1313.8	1083.3	974.8	928.3	899.1	876.5	872.4
35°	2211.3	2156.2	1956.5	1513.1	1162.6	967.4	896.3	848.6	809.2	780.0	777.1
37.5°	2324.7	2264.3	1936.8	1370.5	1015.9	892.2	830.9	772.2	720.8	679.7	673.1
40°	2488.3	2397.0	1882.1	1206.1	907.8	834.2	767.2	700.3	636.6	588.5	579.0
42.5°	2684.7	2552.8	1798.3	1042.6	828.5	775.5	703.9	620.9	560.1	526.0	521.1
45°	2934.6	2714.7	1682.0	899.6	750.4	716.7	635.7	559.3	521.5	496.4	492.3
47.5°	3219.8	2896.3	1559.9	783.3	684.2	661.6	581.1	531.8	501.8	482.0	478.3
50°	3570.3	3101.4	1430.5	687.9	617.7	595.5	555.2	516.6	492.7	477.5	473.8
52.5°	3965.6	3332.8	1337.2	612.7	562.6	546.6	541.6	508.3	489.0	477.5	473.8
55°	4391.4	3568.2	1236.5	549.4	514.9	519.4	532.6	509.2	496.0	482.0	476.7
57.5°	4817.5	3811.5	1124.3	496.0	477.1	499.3	526.4	510.8	499.7	486.1	481.2
60°	5154.5	3965.6	950.5	451.2	447.1	477.1	511.6	498.5	484.1	484.5	483.7
62.5°	5311.9	3957.4	758.6	411.4	417.1	447.1	487.8	479.2	467.2	483.3	484.5
65°	5223.5	3760.1	590.5	375.2	385.1	415.9	463.1	469.7	473.8	504.6	508.8
67.5°	4852.9	3376.3	457.4	343.6	355.9	394.5	465.6	511.6	517.0	549.4	549.0
69°	4469.4	3016.3	397.4	327.1	341.5	399.8	497.7	538.3	518.2	552.7	547.8
70°	4148.1	2731.6	365.3	316.0	334.9	409.3	519.0	537.9	512.0	541.6	533.4
72.5°	3194.7	1965.1	309.9	295.5	312.7	391.6	525.2	526.0	497.7	503.4	489.4
75°	2191.2	1241.9	270.4	267.5	279.0	353.0	505.5	502.6	460.3	452.0	440.5
77.5°	1208.2	630.8	229.7	240.8	248.6	312.7	459.4	455.3	420.4	403.1	399.0
80°	466.0	276.2	194.0	214.1	219.0	270.8	402.7	399.0	369.9	347.7	341.5
82.5°	175.9	144.7	160.3	185.3	183.7	223.6	341.1	339.0	310.7	278.2	268.3
85°	81.4	86.7	127.0	152.9	141.0	165.6	272.9	276.6	242.0	203.4	203.4
87.5°	34.5	48.5	90.0	115.5	94.9	111.8	200.1	191.1	175.5	121.6	114.2
90°	0.0	0.0	0.0	0.0	0.0	0.0	0.0	0.0	0.0	0.0	0.0



Signify Classified - Internal  
Cooper Lighting Solutions Photometric Lab  
1121 Highway 74 South  
Peachtree City, GA 30269

Scaled Data Report



Report Generated By 670245982

Signify Classified - Internal  
Cooper Lighting Solutions Photometric Lab  
1121 Highway 74 South  
Peachtree City, GA 30269

Scaled Data Report



Signify Classified - Internal  
Cooper Lighting Solutions Photometric Lab  
1121 Highway 74 South  
Peachtree City, GA 30269

Scaled Data Report



Signify Classified - Internal  
Cooper Lighting Solutions Photometric Lab  
1121 Highway 74 South  
Peachtree City, GA 30269

Scaled Data Report



Signify Classified - Internal  
Cooper Lighting Solutions Photometric Lab  
1121 Highway 74 South  
Peachtree City, GA 30269

Scaled Data Report



--- HS    — SS

Signify Classified - Internal  
Cooper Lighting Solutions Photometric Lab  
1121 Highway 74 South  
Peachtree City, GA 30269

Scaled Data Report



u

Signify Classified - Internal  
Cooper Lighting Solutions Photometric Lab  
1121 Highway 74 South  
Peachtree City, GA 30269

Scaled Data Report



Signify Classified - Internal  
Cooper Lighting Solutions Photometric Lab  
1121 Highway 74 South  
Peachtree City, GA 30269

Scaled Data Report



(END OF REPORT)